

# ART 688

## Cast Iron Pressure Reducing Valve



### Features

- Flange conforms to BS EN 1092-2
- Suitable for liquids
- Test certificate to BS EN 10204-3.1 available on request
- Adjustment dial for setting without operating pressure; bonnet can be positionable.
- Conforms to BS EN 1567
- Supplied with pressure gauges

### Technical data

#### Standard Pressure

Max inlet pressure: 16 Bar

Outlet pressure range: 1.5 - 7 Bar

#### Other Outlet Pressures Available

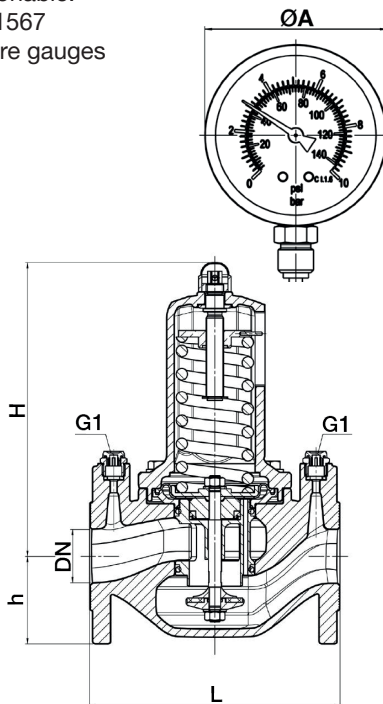
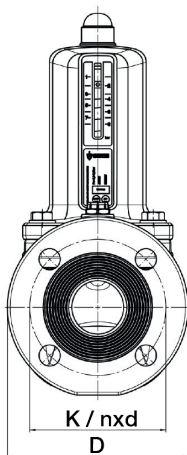
High Pressure: 3 - 12 Bar

Low Pressure: 0.5 - 3 Bar

Please note: Maximum inlet pressure for the LP version is 8 Bar

Working temp: +5°C to +65°C

It is recommended that a reduction ratio no greater than 5:1 is achieved to avoid the risk of cavitation.



Connection	DN	50	65	80	100	125
Inlet pressure SP/HP	bar	16	16	16	16	16
Outlet pressure SP	bar	1.5 - 7.0	1.5 - 7.0	1.5 - 7.0	1.5 - 7.0	1.5 - 7.0
Outlet pressure HP	bar	3 - 12	3 - 12	3 - 12	3 - 12	3 - 12
Inlet pressure LP	bar	8	8	8	8	8
Outlet pressure LP	bar	0.5 - 3	0.5 - 3	0.5 - 3	0.5 - 3	0.5 - 3
Installation dimensions in mm	L	230	290	310	350	400
	H	270	260	285	275	275
	h	83	93	100	110	120
	D	165	185	200	220	250
	K / nxd	125 / 4x19	145 / 4x19	160 / 8x19	180 / 8x19	210 / 8x28
	ØA	67.8	67.8	67.8	67.8	67.8
Pressure Gauge Connection	G1	1/4"	1/4"	1/4"	1/4"	1/4"
Weight	Kgs	18	19	24	27	32
Coefficient of flow kvs	m³/h	24	26	42	57	63

# ART 688



Part Name	Materials
Body	Spheroidal Graphite Cast Iron
Coating	Polyamide
Valve Insert	Stainless Steel 316 / EPDM
Seal	EPDM
Plug	PA Glass Fibre reinforced
Gauge Housing	Stainless Steel
Gauge Connection	Brass

## Typical Applications

- Potable water supply
- Process water supply in industrial and building technology
- Machines / equipment with connection to the drinking water network

Protection of supply networks, water supply systems in apartment buildings, commercial and industrial buildings or machinery from excessive supply pressure. Use of pressure reducing valves if a constant supply pressure is required in the system.

- Protection against excess pressure
- Increasing comfort and reducing water consumption

## Valve version

m with diaphragm High-quality, heat-resistant moulded elastomere, fabric-reinforced diaphragm. Pressure adjustment by means of non-rising spindle.

## Medium

F Liquid Suitable for drinking water. Other medium on request.

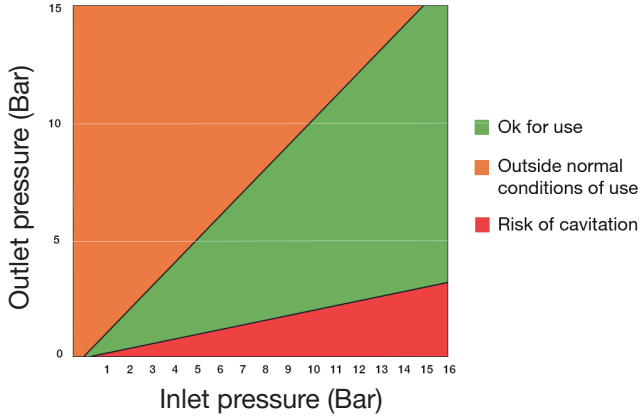
## Type of lifting mechanism

O Without lifting device

## Outlet pressure ranges

SP	Standard version	Inlet pressure: up to 16 Bar	Outlet pressure: from 1.5 to 7.0 bar
HP	High-pressure version	Inlet pressure: up to 16 Bar	Outlet pressure: from 3.0 to 12.0 bar
LP	Low-pressure version	Inlet pressure: up to 8 Bar	Outlet pressure: from 0.5 to 3 bar

## Cavitation Chart



## Capacity Charts

Dimensioning by pressure loss on the outlet pressure side

Flow chart water

