




# **Installation & Operating Manual**



## **Assembly of Gearboxes Suitable for the ART 110, ART 115, ART 120, ART 135 & ART 145**

**Albion Valves (UK) Ltd**  
[www.albionvalvesuk.com](http://www.albionvalvesuk.com)  
Email: [sales@albionvalvesuk.com](mailto:sales@albionvalvesuk.com)  
Tel: 01226 729900



## Contents

1. Introduction
2. Technical Data
3. Gearbox Assembly Instructions
4. Setting Instructions

### 1. Introduction

The purpose of this document is to provide instructions for assembling gearboxes onto Albion's ART 110, ART 115, ART 120, ART 135 & ART 145 Butterfly Valves.

You will require a 4mm T bar, 6mm T bar flat head screwdriver, pozi drive screwdriver, bolts x 4 (2" - 6" M8 x 25 / 8" - 12" M10 x 35) 4 x flat washers and 4 x spring washers to undertake this assembly.

A complete risk assessment should take place prior to work commencing.

### 2. Technical data

Valve Type	Size Range	Connection Type	Temperature Rating	Pressure Rating (Max)	Seat	Disc
ART 110 Wafer Type	DN50 – DN300	PN10 / PN16 ASA150	-20°C – 110°C	16 bar	EPDM	Ductile iron – nickel plated
ART 115 Wafer Type	DN50 – DN600	PN10 / PN16 ASA150	-10°C – 110°C	16 bar	EPDM	SS 316
ART 115 Wafer Type	DN50 – DN300	PN25	-10°C – 110°C	25 bar	EPDM	SS 316
ART 120 Wafer Type	DN50 – DN300	PN10 / PN16 ASA150	0°C – 90°C	16 bar	NBR	SS 316
ART 135 Lugged & Tapped	DN50 – DN600	PN16	-10°C – 110°C	16 bar	EPDM	SS 316
ART 135 Lugged & Tapped	DN50 – DN300	PN25	-10°C – 110°C	25 bar	EPDM	SS 316
ART 145 Lugged & Tapped	DN50 – DN300	PN16	0°C – 90°C	16 bar	NBR	Ductile iron – nickel plated

### 3. Gearbox assembly Instructions

Ensure you have both parts the Butterfly Valve (image 1) and the gearbox (image 2)



Image 1



Image 2

Ensure that both valve and gearbox are set at 'position 1' as per image 3 and image 4.




Image 3




Image 4

Remove lever operation handle from valve as per image 5. Assemble gearbox to valve by removing and using pre fitted bolts and washers as per image 6 and image 7.



Image 5



Image 6



Image 7



#### 4. Setting Instructions

The start and end position of the valve can be adjusted by using the setting adjustment screws that are located inside the gearbox as per image 8 and image 9. The setting screw nearest the handwheel can be used to adjust the closing position and the setting screw furthest away from the handwheel can be used to adjust the opening position.

**Do not overtighten the screws when resistance is met.**




Image 8



Image 9

Review the valve in both a fully open and fully closed position to ensure full and correct operation as per image 10 and 11.




Image 10



Image 11

Set the valve at position 1 for any onward transportation as per image 12.




Image 12



## **About Albion Valves (UK) Ltd**

Albion has been supplying valves and fittings to the building services and industrial markets for the past 40 years.

Albion was created with the sole purpose of providing quality products at an affordable price. With a growing reputation for quality and reliability, Albion is now an established brand providing the industry with a trusted alternative to premium-priced products.

Our commitment to setting the highest standards in all areas of our business means, if you're looking for quality, service, delivery and choice — you'll find it's all at Albion.

### **Quality**

Whatever you need, you can rest assured that if it comes from Albion it has been designed and manufactured to deliver optimum performance and is accredited with the necessary approvals. Our in-house quality department are always on hand too!

### **Service**

We pride ourselves on our customer service – we have even won awards for it! Our cradle to grave approach means you will never be on your own!

### **Delivery**

We know that time is money, and when a priority project depends on a part you can trust Albion to deliver – next day for all orders placed before 4:00PM.

### **Choice**

We may have started out with a single brass ball valve, but our range has grown substantially since and we now consider ourselves to be a 'One Stop Shop' with our comprehensive range. It is becoming more and more apparent to the industry, that it really is all at Albion.